


# An Antler Geek Manifesto: A Comprehensive Guide to Understanding the World of Antler Hunting



## An Antler Geek's Manifesto: The Foundational Principles of a DIY Deer Hunter by Tony Hansen

★★★★☆ 4.8 out of 5

Language	: English
File size	: 9053 KB
Text-to-Speech	: Enabled
Screen Reader	: Supported
Enhanced typesetting	: Enabled
Word Wise	: Enabled
Print length	: 104 pages
Lending	: Enabled



Antler hunting is a fascinating and rewarding hobby. It involves searching for and collecting the antlers of deer, elk, moose, and other members of the deer family. Antlers are shed annually by these animals, and they can be found in various habitats throughout the world.

Antler hunting can be a great way to explore the outdoors, learn about wildlife, and find unique and beautiful specimens. It can also be a good way to make friends and share your passion with others.

If you are interested in learning more about antler hunting, this guide will provide you with everything you need to know. We will cover the basics of antler hunting, including how to find antlers, where to find antlers, and how

to identify different types of antlers. We will also provide tips on how to clean and preserve your antlers, and how to display them in your home.

## **Chapter 1: The Basics of Antler Hunting**

Antler hunting is the act of searching for and collecting the antlers of deer, elk, moose, and other members of the deer family. Antlers are shed annually by these animals, and they can be found in various habitats throughout the world.

Antler hunting can be a great way to explore the outdoors, learn about wildlife, and find unique and beautiful specimens. It can also be a good way to make friends and share your passion with others.

To get started with antler hunting, you will need a few basic supplies. These include:

\* A good pair of binoculars \* A GPS unit \* A knife \* A backpack \* A hat and gloves \* Water and snacks

You will also need to do some research on the area where you plan to hunt. This will help you to identify the best places to find antlers.

Once you have your supplies and have done your research, you can start hunting for antlers. Here are a few tips to help you get started:

\* Look for antlers in areas where deer are known to live. \* Look for antlers in areas where there is a lot of vegetation. \* Look for antlers in areas where there is water. \* Walk slowly and carefully, and be sure to scan the ground for antlers. \* Use your binoculars to scan the area for antlers. \* Use your GPS unit to mark the location of any antlers that you find.

## **Chapter 2: Where to Find Antlers**

Antlers can be found in various habitats throughout the world. However, the best places to find antlers are in areas where deer are known to live. These areas include:

\* Forests \* Woodlands \* Fields \* Meadows \* Mountains \* Rivers \* Lakes \* Streams

Antlers can also be found in urban areas, but they are typically more difficult to find.

When looking for antlers, it is important to be patient and persistent. It may take some time to find your first antler, but the effort will be worth it.

## **Chapter 3: How to Identify Different Types of Antlers**

There are many different types of antlers, and each type is unique to a particular species of deer. The most common types of antlers are:

\* White-tailed deer antlers \* Mule deer antlers \* Elk antlers \* Moose antlers

White-tailed deer antlers are typically brown or gray in color, and they have a distinctive Y-shape. Mule deer antlers are typically brown or black in color, and they have a more complex shape than white-tailed deer antlers. Elk antlers are typically brown or black in color, and they are the largest type of antlers. Moose antlers are typically brown or black in color, and they have a distinctive palmate shape.

In addition to the four main types of antlers, there are also many other less common types of antlers. These antlers include:

\* Caribou antlers \* Reindeer antlers \* Roe deer antlers \* Sika deer antlers \*  
Fallow deer antlers

These antlers are all unique in their own way, and they can be found in various habitats throughout the world.

## **Chapter 4: How to Clean and Preserve Your Antlers**

Once you have found some antlers, it is important to clean and preserve them properly. This will help to prevent them from deteriorating and will keep them looking their best.

To clean your antlers, you will need:

\* A bucket of water \* A mild soap \* A soft brush \* A towel

To clean your antlers, follow these steps:

1. Fill a bucket with water and add a mild soap. 2. Dip your antlers in the water and gently scrub them with a soft brush. 3. Rinse your antlers with clean water. 4. Dry your antlers with a towel.

Once your antlers are clean, you will need to preserve them. This will help to prevent them from deteriorating and will keep them looking their best.

To preserve your antlers, you will need:

\* A can of clear spray paint \* A can of polyurethane spray

To preserve your antlers, follow these steps:

1. Spray your antlers with a can of clear spray paint. 2. Allow the spray paint to dry completely. 3. Spray your antlers with a can of polyurethane spray. 4. Allow the polyurethane spray to dry completely.

Your antlers are now clean and preserved. You can now enjoy them for many years to come.

## **Chapter 5: How to Display Your Antlers**

There are many different ways to display your antlers. Here are a few ideas:


\* Hang your antlers on the wall. \* Mount your antlers on a plaque. \* Display your antlers in a shadow box. \* Use your antlers to create a chandelier. \* Use your antlers to create a table lamp.

The possibilities are endless. Get creative and find a way to display your antlers that best suits your style.

Antler hunting is a fascinating and rewarding hobby. It can be a great way to explore the outdoors, learn about wildlife, and find unique and beautiful specimens. It can also be a good way to make friends and share your passion with others.

If you are interested in learning more about antler hunting, this guide has provided you with everything you need to know. We have covered the basics of antler hunting, including how to find antlers, where to find antlers, and how to identify different types of antlers. We have also provided tips on how to clean and preserve your antlers, and how to display them in your home.


We hope that you have found this guide helpful. If you have any questions, please feel free to contact us.



## **An Antler Geek's Manifesto: The Foundational Principles of a DIY Deer Hunter** by Tony Hansen


★★★★☆ 4.8 out of 5

Language : English  
File size : 9053 KB  
Text-to-Speech : Enabled  
Screen Reader : Supported  
Enhanced typesetting : Enabled  
Word Wise : Enabled  
Print length : 104 pages  
Lending : Enabled



## **Mystic Legend and His Epic Crusade Into the New World: A Comprehensive Exploration**

The story of Mystic Legend is a tale of adventure, discovery, and the clash of cultures. It is a story that has been passed down through generations, and it is...



## **The Wandering Fire: A Captivating Fantasy Epic in the Fionavar Tapestry**

: A Realm of Enchantment and Adventure Welcome to the enigmatic realm of Fionavar, a world where ancient magic, heroic quests, and the battle between good and evil intertwine....