

# Driving Experts' Unconventional Tips That You Would Never Think Of

Driving is an essential skill that most of us take for granted. But what if there were ways to make your driving experience safer, more efficient, and more enjoyable? In this article, we'll share some unconventional tips from driving experts that you may have never thought of before.



## Your Parents Will Sleep Better At Night : The Complete Driving Education Manual for New Drivers: With 3 Tips That You Would Never Think Of (Driving Experts)

by Zach Alexander

★★★★☆ 4.6 out of 5

Language : English  
File size : 2323 KB  
Text-to-Speech : Enabled  
Screen Reader : Supported  
Enhanced typesetting : Enabled  
Word Wise : Enabled  
Print length : 188 pages  
Lending : Enabled



### 1. Drive with Your Wrists Bent

Most people grip the steering wheel with their wrists straight. However, this can put unnecessary stress on your hands and wrists, especially during long drives. Instead, try driving with your wrists bent slightly forward. This will help to reduce fatigue and improve your overall comfort.



## **2. Use the "Push-Pull" Technique for Cornering**

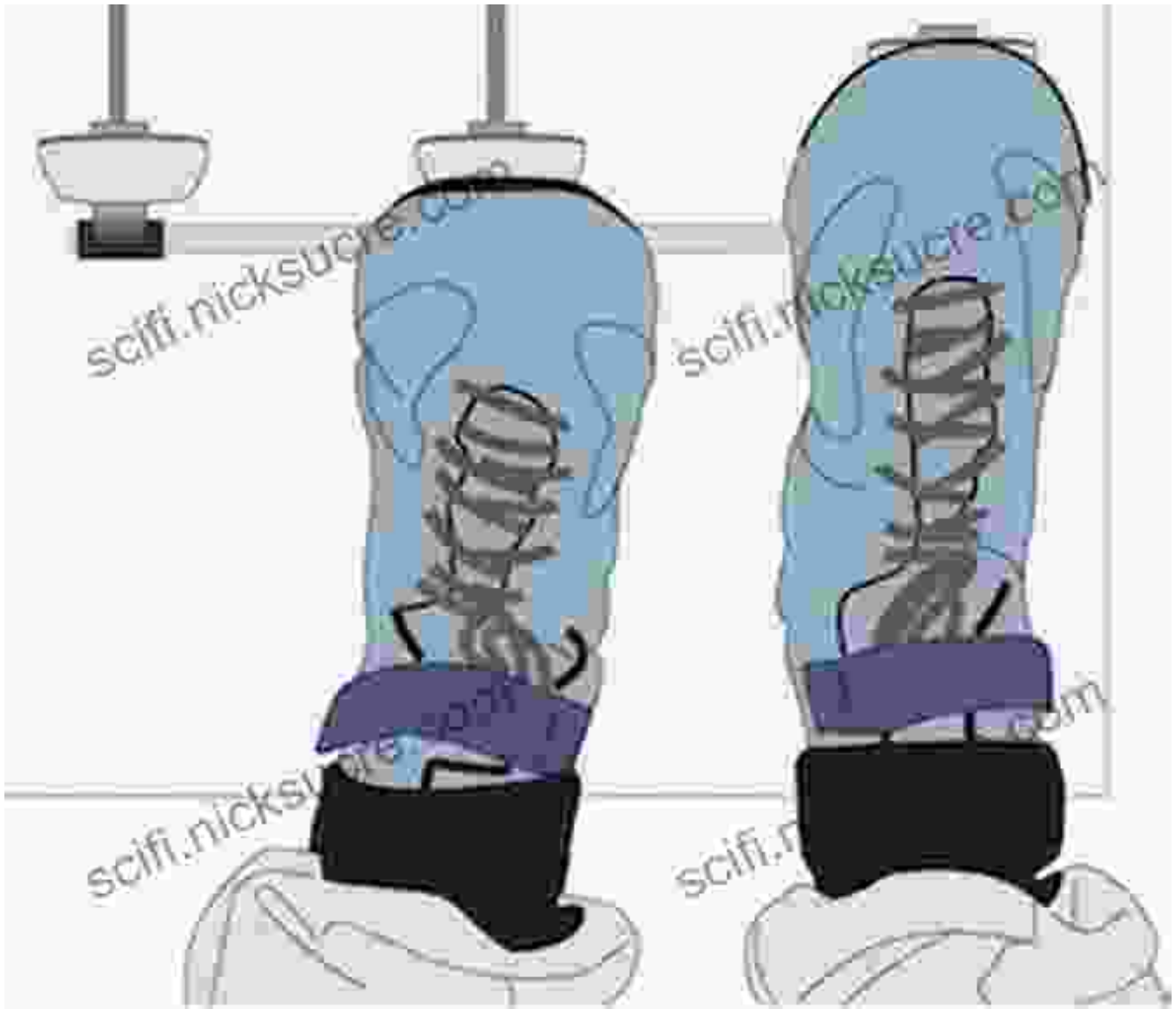
When cornering, many drivers tend to turn the steering wheel too quickly. This can lead to oversteer and loss of control. Instead, try using the "push-pull" technique. As you approach the corner, gently push the steering wheel in the direction you want to turn. As you exit the corner, gradually pull the steering wheel back to center.



Apply gentle pressure to the steering wheel when entering a corner, and gradually ease off as you exit.

### **3. Brake with Your Left Foot**

For most drivers, braking with the right foot is second nature. However, braking with your left foot can offer several advantages. First, it can help to improve your balance and stability, especially when driving on slippery roads. Second, it can free up your right foot for other tasks, such as accelerating or shifting gears.



#### 4. Look Far Ahead


Many drivers only look a few car lengths ahead when they're driving. However, this can significantly limit your reaction time in the event of a hazard. Try to look as far ahead as possible, scanning the road for potential obstacles or hazards. This will give you more time to react and make the necessary adjustments.



Extend your field of vision by looking far ahead and scanning the road for potential obstacles.

### **5. Use the "9 and 3" Hand Position**

Most driving instructors teach the "10 and 2" hand position on the steering wheel. However, some experts argue that the "9 and 3" position is more advantageous. This is because it allows you to make quick and precise steering adjustments with less movement of your arms.

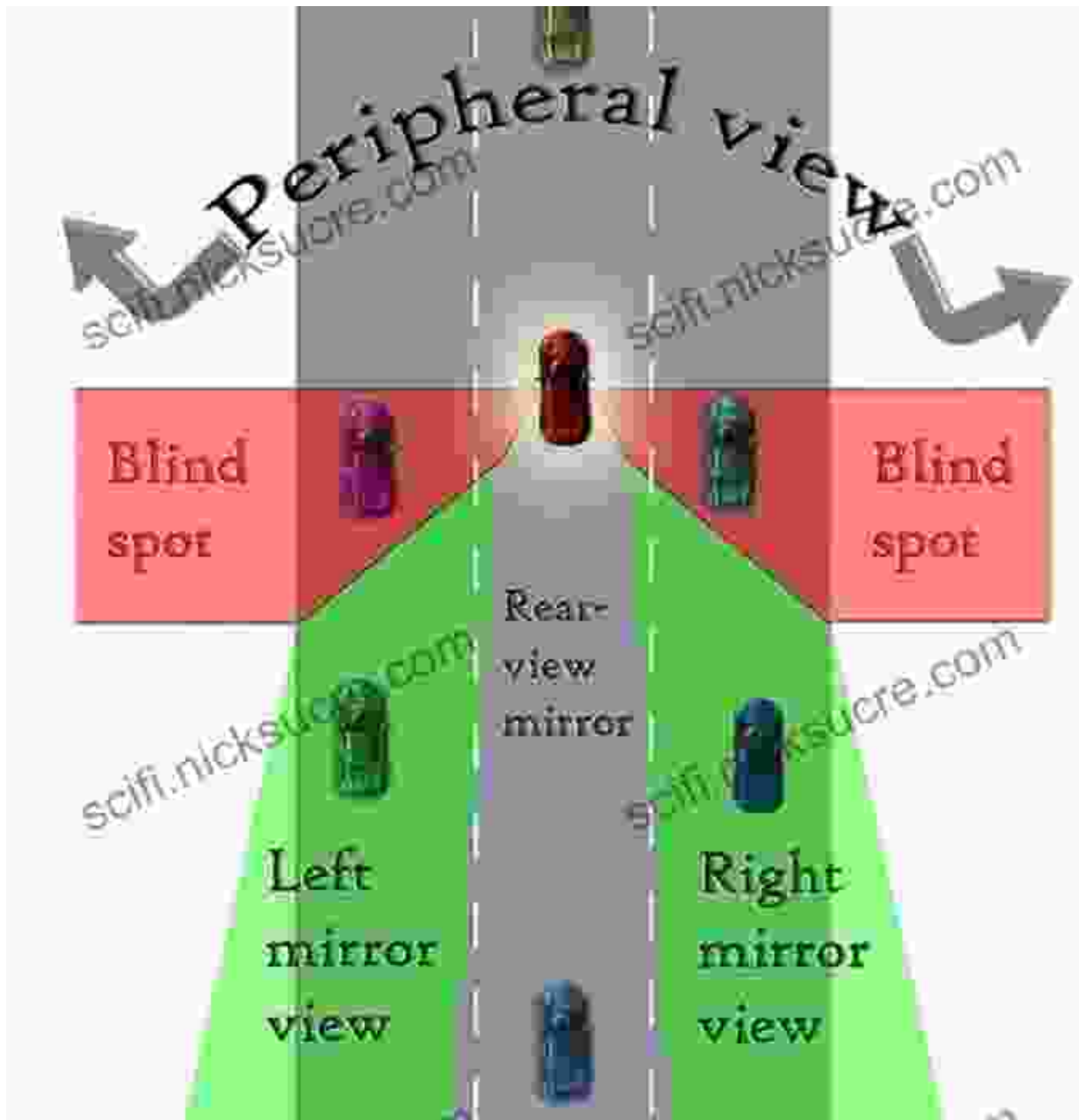


## **6. Anticipate the Future**

One of the most important skills for any driver is the ability to anticipate the future. This means being aware of your surroundings and other drivers' behavior, and predicting what might happen next. By anticipating potential hazards, you can take proactive measures to avoid them.

## **7. Be Aware of Your Blind Spots**

Every vehicle has blind spots, which are areas that you cannot see using your mirrors. It's important to be aware of your blind spots and to check them regularly. You can do this by turning your head and looking over your shoulder.



Regularly check your blind spots by turning your head and looking over your shoulder to reduce the risk of collisions.

## 8. Don't Tailgate

Tailgating is a dangerous driving habit that can lead to accidents. When you tailgate, you are following too closely behind the vehicle in front of you. This

gives you less time to react if the driver in front suddenly brakes or changes lanes.


## 9. Use Your Turn Signals

Turn signals are an essential part of safe driving. They let other drivers know what you're planning to do, so they can adjust their behavior accordingly. Make sure to use your turn signals every time you change lanes, turn, or pull over.

## 10. Be Courteous

Driving is a shared experience, so it's important to be courteous to other drivers. This means being patient, forgiving, and respectful. By being courteous, you can help to create a safer and more pleasant driving environment for everyone.

By following these unconventional tips, you can become a safer, more efficient, and more skilled driver. Remember, driving is a skill that takes practice, so don't be afraid to experiment with different techniques until you find what works best for you.



### **Your Parents Will Sleep Better At Night : The Complete Driving Education Manual for New Drivers: With 3 Tips That You Would Never Think Of (Driving Experts)**


by Zach Alexander

★★★★☆ 4.6 out of 5

- Language : English
- File size : 2323 KB
- Text-to-Speech : Enabled
- Screen Reader : Supported
- Enhanced typesetting : Enabled
- Word Wise : Enabled




Print length : 188 pages  
Lending : Enabled



## Mystic Legend and His Epic Crusade Into the New World: A Comprehensive Exploration

The story of Mystic Legend is a tale of adventure, discovery, and the clash of cultures. It is a story that has been passed down through generations, and it is...



## The Wandering Fire: A Captivating Fantasy Epic in the Fionavar Tapestry

: A Realm of Enchantment and Adventure Welcome to the enigmatic realm of Fionavar, a world where ancient magic, heroic quests, and the battle between good and evil intertwine....