


The Ultimate Graduate School Application Guide: A Step-by-Step Process to Success

Applying to graduate school can be a daunting task, but with the right guidance, you can create a strong application that will increase your chances of getting into your dream school. This guide will take you through the entire application process, from choosing your schools and programs to writing your personal statement and submitting your application.



Getting Into The Graduate Speech Program Of Your Dreams: The Step-By-Step Guide To The Ultimate Graduate School Application by Karen George

★★★★☆ 4.7 out of 5

Language : English

File size : 67671 KB

Screen Reader : Supported

Print length : 184 pages



Step 1: Choose Your Schools and Programs

The first step in applying to graduate school is to choose your schools and programs. This can be a difficult decision, as there are many factors to consider, such as the school's reputation, the program's curriculum, the faculty, and the location.

To help you narrow down your choices, consider your research interests and career goals. What do you want to study? What kind of career do you

want to have? Once you have a good understanding of your goals, you can start to research different schools and programs.

When researching schools, be sure to look at their websites, read their brochures, and talk to current students and faculty. This will help you get a good sense of the school's culture and whether it is a good fit for you.

Once you have chosen your schools and programs, you can start to prepare your application materials.

Step 2: Prepare Your Application Materials

The application materials for graduate school typically include:

* A personal statement * Letters of recommendation * Transcripts * A CV or resume * An application essay

Your personal statement is your chance to tell the admissions committee who you are and why you are interested in their program. In your personal statement, you should highlight your academic achievements, research experience, and career goals. You should also explain why you are a good fit for the program and how you will contribute to the school community.

Your letters of recommendation should come from people who can attest to your academic ability and research potential. These letters should be written by professors, research advisors, or other professionals who know you well.

Your transcripts will show your academic record. The admissions committee will use your transcripts to assess your academic ability and to see if you have the necessary prerequisites for the program.

Your CV or resume will highlight your skills and experience. The admissions committee will use your CV or resume to see what you have accomplished in your academic and professional career.

Your application essay is an optional component of the application. However, it can be a good way to show the admissions committee your writing ability and to provide them with additional information about your research interests and career goals.

Once you have prepared your application materials, you can start to submit your applications.

Step 3: Submit Your Applications

The deadlines for graduate school applications vary from school to school. Be sure to check the deadlines for the schools and programs you are applying to.

When you submit your application, be sure to include all of the required materials. Incomplete applications will not be considered.

Once you have submitted your application, you can start to track its progress. You can usually do this by logging into the school's application portal.

Step 4: Wait for a Decision

The admissions committee will review your application and make a decision. The decision process can take several weeks or even months.

If you are accepted to a program, you will receive a letter of acceptance. This letter will include information about the program, the tuition, and the financial aid that you have been awarded.

If you are not accepted to a program, you will receive a letter of rejection. This letter may or may not include the reason for your rejection.

Step 5: Make a Decision

If you are accepted to multiple programs, you will need to make a decision about which one to attend. This decision should be based on a number of factors, such as the program's reputation, the faculty, the location, and the financial aid that you have been awarded.

Once you have made a decision, be sure to contact the school and let them know. You will also need to submit a deposit to secure your place in the program.

Applying to graduate school can be a challenging process, but it is also an exciting one. By following the steps outlined in this guide, you can increase your chances of getting into your dream school.

Remember, the most important thing is to be yourself and to highlight your strengths. The admissions committee is looking for students who are passionate about their research and who have the potential to make a positive contribution to the academic community.

With hard work and dedication, you can achieve your goal of getting into graduate school.



Getting Into The Graduate Speech Program Of Your Dreams: The Step-By-Step Guide To The Ultimate Graduate School Application by Karen George


★★★★☆ 4.7 out of 5

Language : English

File size : 67671 KB


Screen Reader : Supported

Print length : 184 pages



Mystic Legend and His Epic Crusade Into the New World: A Comprehensive Exploration

The story of Mystic Legend is a tale of adventure, discovery, and the clash of cultures. It is a story that has been passed down through generations, and it is...



The Wandering Fire: A Captivating Fantasy Epic in the Fionavar Tapestry

: A Realm of Enchantment and Adventure Welcome to the enigmatic realm of Fionavar, a world where ancient magic, heroic quests, and the battle between good and evil intertwine....